



# PUREJOIN

T. 678-206-0500  
www.purejoin.com

Computer Windows Instructions:

## HOW TO SET

## WHITE ZEBRA DS2278 SCANNER

1. Unbox Scanner with holder and plug in
2. Plug in power

3. Open Internet browser at your computer

4. Enter following address and download Scan To Connect program.

**<https://www.zebra.com/us/en/support-downloads/software/utilities/cordless-scantoconnect.html>**

zebra.com/us/en/support-downloads/software/utilities/cordless-scantoconnect.html

Accept and Continue

Zebra Blog | Careers | Login | Register | USA - English

Search Contact Zebra

### SCAN-TO-CONNECT UTILITY FOR WINDOWS

The Scan-To-Connect (STC) Utility enables up to 7 Zebra Bluetooth scanners to pair to a PC / tablet, each in one simple step, without having to modify your app.

Unlike standard HID keyboard, the STC Utility supports enhanced HID keyboard, which assures your data is received by your Windows PC. If corrupted, it will be retransmitted. If lost, you get an error beep to rescans item.

**SCAN-TO-CONNECT FOR WINDOWS 7.0, 8.1 AND 10 (32 AND 64 BIT)** Collapse Versions

**INSTALLATION REQUIREMENTS**

**Hardware Requirements**  
Pentium Dual-Core E214 1.6GHz or Pentium Mobile Dual-Core T2060 or Pentium Celeron E1200 1.6GHz  
2GB RAM 12 GB free hard drive space  
Minimum display resolution = 1024 by 768 pixels

**Operating System Requirements**  
Cordless Scan-To-Connect is compatible with the native Bluetooth driver on your Windows PC/tablet operating system.

**VERSIONS**

**4.01.0002** Release Date: April 2020

**Device Compatibility**

This software has been approved for use with the following devices:

- DS2278-SR	- DS3608-HD DS3678-HD Ultra Rugged Scanners	- DS8178-HC
- DS3608-DP DS3678-DP Ultra Rugged Scanners	- DS3608-HP DS3678-HP Ultra Rugged Scanners	- DS8178-SR
- DS3608-ER DS3678-ER Ultra Rugged Scanners	- DS3608-SR DS3678-SR Ultra Rugged Scanners	- LI3678-ER
		- LI3678-SR

**Documentation**

**Scan-To-Connect Installation Instructions** Download 434 KB

**Scan-To-Connect for Windows v4.01.0002 Release Notes** Download 228 KB

**Software**

**Zebra\_Cordless\_Scan-To-Connect\_(32bit)\_v4.01.0002.exe**  
ScanToConnect Utility for Windows 32bit

**Zebra\_Cordless\_Scan-To-Connect\_(64bit)\_v4.01.0002.exe** Download 47 MB  
ScanToConnect Utility for Windows 64bit

Click



# PUREJOIN

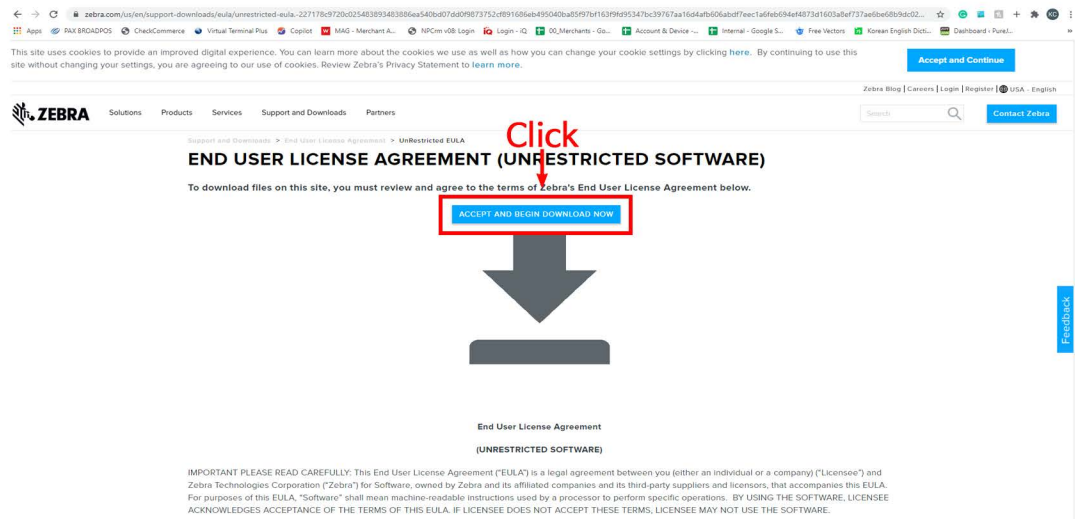
T. 678-206-0500  
www.purejoin.com

Computer Windows Instructions:

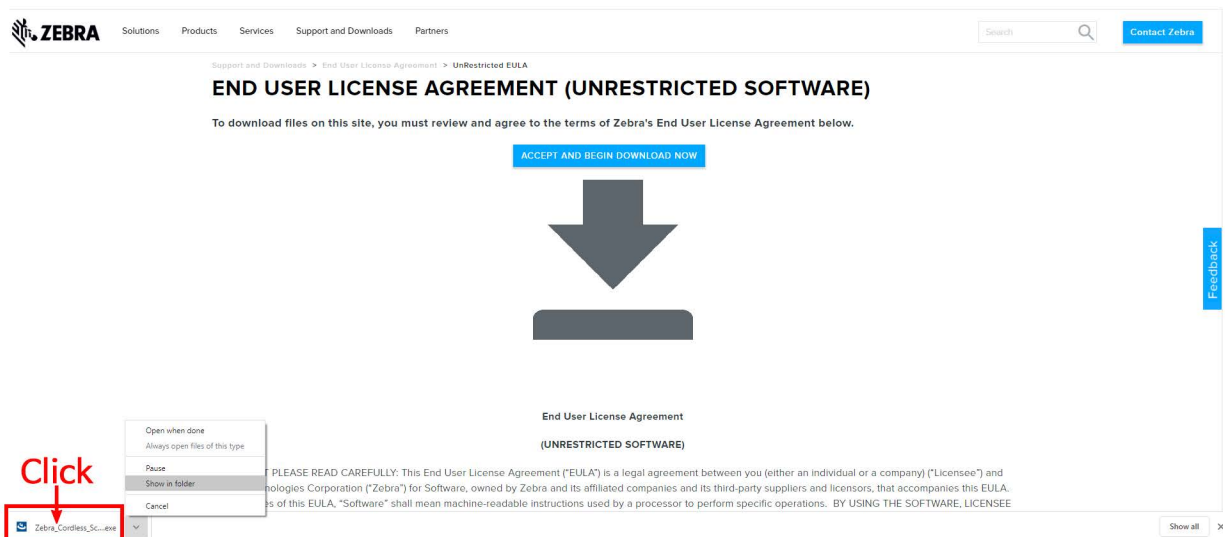
**HOW  
TO  
SET**

## WHITE ZEBRA DS2278 SCANNER

### 5. Select “Accept and begin download now”



### 6. Install “Zebra\_Codless\_Sc..exe”





# PUREJOIN

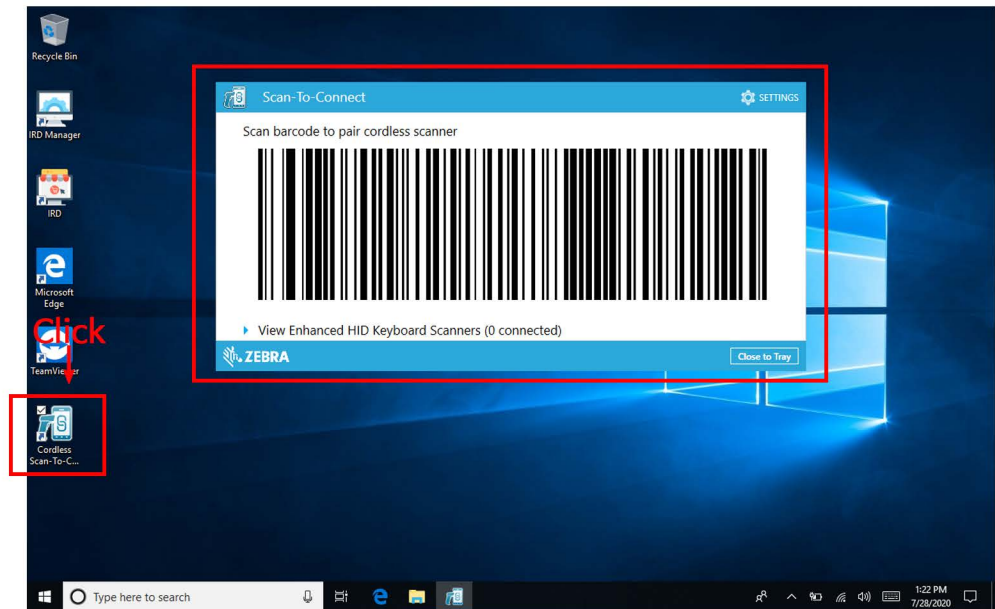
T. 678-206-0500  
www.purejoin.com

Computer Windows Instructions:

**HOW  
TO  
SET**

## WHITE ZEBRA DS2278 SCANNER

### 7. Open Scan To Connect program and scan the barcode on the screen



### 8. Paired! Start Scanning!

